



V-TAC

Meaningful Innovation.

INSTRUCTION MANUAL INFRARED DOOR SENSOR

TECHNICAL DATA

MODEL	VT-8159
SKU	24357
INPUT VOLTAGE	AC: 220-240V, 50/60 Hz
RATED CURRENT	5A
RATED LOAD	Max. 500W  200W  +LED
DETECTION DISTANCE	5-6cm
WORKING TEMPERATURE	-20°C to +50°C
IP RATING	IP20
DIMENSION	78.2x35.5x20.4 mm



COMPATIBLE WITH

V-TAC LED
RANGE (UPTO 200W)


05 YEAR
WARRANTY*

INTRODUCTION & WARRANTY


Thank you for selecting and buying V-TAC product. V-TAC will serve you the best. Please read these instructions carefully before starting the installation and keep this manual handy for future reference. If you have any another query, please contact our dealer or local vendor from whom you have purchased the product. They are trained and ready to serve you at the best. The warranty is valid for 5 years from the date of purchase. The warranty does not apply to damage caused by incorrect installation or abnormal wear and tear. The company gives no warranty against damage to any surface due to incorrect removal and installation of the product.



This marking indicates that this product should not be disposed of with other household wastes.



Caution, risk of electric shock.



MULTI-LANGUAGE MANUAL QR CODE

Please scan the QR code to access the manual in multiple languages.



FR

Cet appareil, ses accessoires et cordons se recyclent

À DÉPOSER EN MAGASIN



À DÉPOSER EN DÉCHÈTERIE



OU

Points de collecte sur www.quefairedemesdechets.fr
Privilégiez la réparation ou le don de votre appareil !

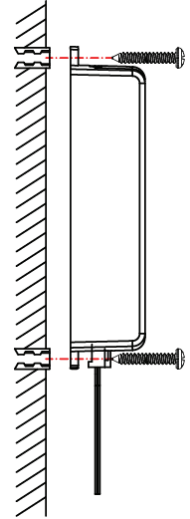
IN CASE OF ANY QUERY/ISSUE WITH THE PRODUCT, PLEASE REACH OUT TO US AT: SUPPORT@V-TAC.EU
FOR MORE PRODUCTS RANGE, INQUIRY PLEASE CONTACT OUR DISTRIBUTOR OR NEAREST DEALERS.
V-TAC EUROPE LTD. BULGARIA, PLOVDIV 4000, BUL.L.KARAVELOW 9B

WARNING

1. Please make sure to turn off the power before starting the installation.
2. Installation must be performed by a qualified electrician.
3. Cover or shield any adjacent live components.
4. For indoor use only.

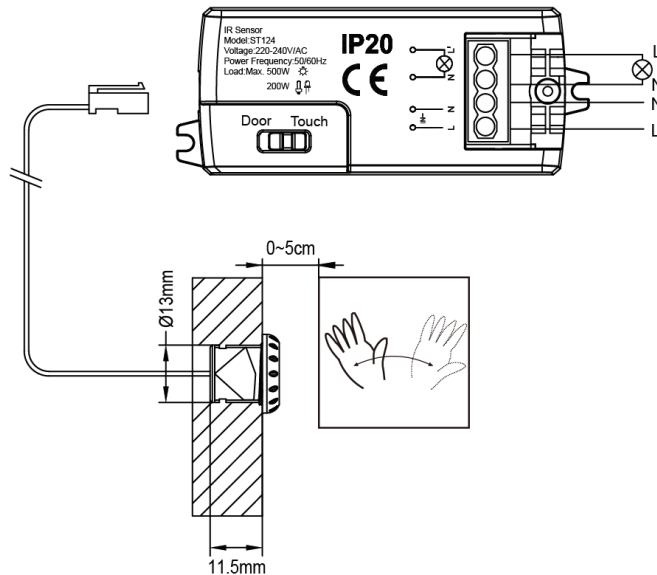
INSTALLATION INSTRUCTIONS

1. Switch off the power.
2. Install the product on the cabinet, or any other place, where you want to install it with two enclosed inflated screws.
3. Connect the sensor with power supply and the load as per the connection-wire diagram. Then turn on the power and test it.

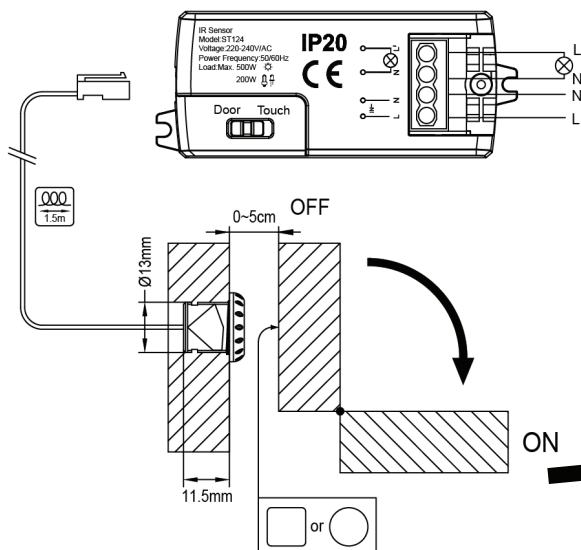


WIRING DIAGRAM

1. When you slide the switch to the Touch position, it works via moving hand as below figure.



2. When you slide the switch to the Door position, it works via opening and closing of the door as below figure.



1. When the door opening (>5cm), the lights will be turned on

2. When the door opening (<5cm) or being closed, the lights will be turned off

To get better sensitivity, you can paste one silver label as picture on the door facing to the sensor

TEST

- Turn on the power supply.
- When the switch is set to Touch mode, move your hand toward the IR sensor. The sensor will detect the motion and turn the light ON. The light will turn OFF and remain off until another hand movement is detected by the IR sensor.
- When the switch is set to Door mode, opening the door will trigger the sensor to detect motion and switch the light ON. The light will turn OFF once the door is closed.

NOTE: Within the detection field, there shouldn't be any hindered or unrest objects affecting detection.



V-TAC WEST EUROPE LTD. IN CASE OF ANY QUERY/ISSUE WITH THE PRODUCT, PLEASE REACH OUT TO US AT:

SUPPORT@V-TAC.EU FOR MORE PRODUCTS RANGE, INQUIRY PLEASE CONTACT OUR DISTRIBUTOR OR NEAREST DEALERS.

V-TAC WEST EUROPE LTD. IN CASE OF ANY QUERY/ISSUE WITH THE PRODUCT, PLEASE REACH OUT TO US AT:

SUPPORT@V-TAC.EU FOR MORE PRODUCTS RANGE, INQUIRY PLEASE CONTACT OUR DISTRIBUTOR OR NEAREST DEALERS.

V-TAC WEST EUROPE LTD. GROUND FLOOR, 71 LOWER BAGGOT STREET, DUBLIN 02, IRELAND D02 P593

V-TAC UK LTD. IN CASE OF ANY QUERY/ISSUE WITH THE PRODUCT PLEASE REACH OUT TO US AT

SUPPORT@VTACEXPORTS.COM V-TAC, 5A TUNGSTEN PARK, DOWNS ROAD, WITNEY, OXFORDSHIRE, OX29 0AX

V-TAC UK LTD. IN CASE OF ANY QUERY/ISSUE WITH THE PRODUCT PLEASE REACH OUT TO US AT

SUPPORT@VTACEXPORTS.COM V-TAC, 5A TUNGSTEN PARK, DOWNS ROAD, WITNEY, OXFORDSHIRE, OX29 0AX